

International Journal of Computer Science and Mobile Computing



A Monthly Journal of Computer Science and Information Technology

ISSN 2320-088X

IMPACT FACTOR: 5.258

IJCSMC, Vol. 5, Issue. 7, July 2016, pg.1 – 11

Creation of a Special Application on Android and Submit it to Google Play to Display the Outcomes of Diyala University

Wisam Mahdi Abas wis82@uodiyala.edu.iq
The presidency of the Diyala University

Abstract

The massive and great vogue of various segments of society to use Android application and big turnout to download various applications from Google play store according to all Statistics, in order to supplementing the labor market by the scientific outcomes and products, of scientific research and laboratory experiments and inventions field, which officially registered for presentation and promotion to customers and investors, to motivate researchers, scientists and students at the University of diyala to race and compete, to improve the scientific quality and quantity of scientific outcomes, by system flows into the interactive interface screen, and put this interactive screen in the government markets, malls, trade fairs and scientific and exhibitions, to facilitate the task of the customer or beneficiary investor to access to these outcomes and benefit from them, to encourage researchers, scientists, and students through physical and moral advantage, by selling their products and promote them. The touch screens are modern technologies, spread widely among people in Iraq, and the world. In our search we will take the details of this technique and the mechanism of action and rates of increase in users in the world in general.

Keywords: Android application, scientific outcomes, Google Play

1. Introduction

The touch screen considers a device for an input data, covered on the upper of a microelectronic visual display of an info treating organism system. The person can switch the information processing system through gesticulation multi touch, by the screen touching, with a fingers or special pen. Several touch screens practice plated leaper to work, whereas the other kinds practice a specific pen. The applicant able to apply the touch screen for interaction with anything displays and controls what shown (for case in point zoom the photo scope). The touch screen enabled the applicant for interaction with the showed. The touch screens are collective in many devices like a tablet PCs, personal PCs, and smart-phones. We try to apply the touch screen s to publish the scientific quality and quantity of scientific outcomes of Diyala university professors and researchers, to supplement the labor market by their scientific outcomes, by the system flows into the interactive interface screen, by putting this interactive screen at the government markets, malls, trade fairs and scientific and exhibitions to facilitate the task of the customer or beneficiary investor and consumer to access to these outcomes and benefit from them.

2. Search goal and problem

Improve the scientific quality and quantity of scientific outcomes of Diyala university professors and researchers to supplement the labor market by their scientific outcomes by system flows into the interactive interface screen and put this interactive screen in the government markets, malls, trade fairs and scientific and exhibitions to facilitate the task of the customer and beneficiary investor to access to these outcomes and benefit from them.

2.1 Search goal

The University of diyala scientific products, patents and scientific discreet research which the researchers want to provide to the labor market and promotion and display for incorporation in the system which will be presented at the android application submitted on Google play. This will Add a fact concrete to diyala University into the medially, financially and morally.

2.2 Search problem

- Few of modern techniques that used to publish the scientific outcomes of the University of Diyala
- Enclosing the scientific university outcomes through the university social and among the academic staff.

- The weakness of the scientific research in general because of the very little usage of these scientific outcomes in the hospitals, factories, companies, farms and other important life fields.
- The big hole among the scientific researchers and lobar market because of the little focus of media and publish implements on the important and active scientific researchers' outcomes.

2.3 Research statement

- Creation of a special application on android and submit it to Google Play.
- Collective the scientific researchers' outcomes and uniform theme in the main uniform database which will be the structure of our android application.
- design this uniform database system using in initially Microsoft access then can be develop it by one of program languages like java script, SQL, VB.net or any other suitable one then we involve this database to the android application which will be design.
- Designs an ease reachable interfaces gates for this uniform database which include deferent objects of scientific outcomes.
- Implementing this system in special application on deferent android devices which can get it from Google Play.
- Distributed declares about this android application on many TV satellite channels, YouTube channels and on more social media sites in order to fame this application even around the world.

3. Procedural methodology

Designing databases is the method for industrial the model of the data detailed of the databases. This model of data holds totally the necessary physical, logical choices design and physical parameters storage required for create a design in a language data definition that then may be used for generating the database. The totally data attributed model holds the full detailed elements used for every entity. The term database design is describing several dissimilar quantities of designing a generally system database. It is thinking as the design logically for the data structures base using for the data storing. These are representing the views and the tables at a relational model . The relationships map and the entities straightly to item classes and called often the relationships in an object related database . However, for applying the general procedure for designing also can be used the term database design could, so not only the

structures base data, furthermore the queries and forms using such as fragment of the whole application of the database within the management system database (MSDB). A method for achievement designing database commonly contains of a sum of stages that will carry out via the designer of the database. Generally, a database designer has to:

- Determine the data to be stored in the database.
- Determine the relationships between the different data elements.
- Superimpose a logical structure upon the data on the basis of these relationships.

The power of databases comes from a body of knowledge and technology that has developed over several decades and is embodied in specialized software called a database management system, or DBMS. [1]

A database may be defined as a collection of persistent data. [2]

3.1 Materials

The multipoint touch screens are facilitating further than tracking single touch finger at the device screen; therefore, the processes which need additional than single finger touch are indeed possible. These touch devices moreover allow multiusers interacting simultaneously by the touch screen. By the increasing of touch screens use, a peripheral value cost of touch screen skills are usually absorbing to a goods which join it that closely removed. The touch screens currently verified the reliability indeed. Therefore, the touch screen displays are founding nowadays everywhere in, gaming consoles, airplanes, automobiles, appliances and handheld display devices counting a multi touch enabled cell phones. Multi touch technology can make workers more Easily and without any complexity, we follow simple online steps to create the android application, but firstly let's get a close look about some details:

Productive and facilities more profitable, because users can simply do so many things with just their fingers than was previously possible. [3]

The system database design presented at the android application for field questionnaire included departments and branches of the faculties of the University of Diyala for data collection about scientific products, patents and scientific discreet research which they wants providing to the labor market and promotion and display for incorporation in the system which will be presented at the interactive screen in government markets, malls, trade and scientific shows. Data can be stored in various forms, namely tabular, hierarchical and graphical forms. If data is stored in a tabular form then it is called a relational database. When data is organized in

a tree structure form, it is called a hierarchical database. Data stored as graphs representing relationships between objects is referred to as a network database. [4]

• 3.2 Applications

To create the android application for the database system need to open this webpage (<http://www.appsgeyser.com>), then have to press (create now) as in image (1), then have to select the kind of application as in image (2), then need to write a name , description and choose icon for application as in image (3), after pressing on the “ CREATE APP”, a new page will appear to fill the application owner details and register to the site by press on “SIGN UP” as in image (4),in a seconds will get a link for the application and can be upload it or publish it immediately on the Google play as illustrative in image (5),the application link is as in the image (6).

When the database system receiving one of a user selections, Which was in the form of multiple keys, For example when a user selecting the key of research, the system's implementation of key inquiry on the database, in order to sort and filter the output, and displays own research output according to choice, so the system is designed to form a pyramid, it runs from the root up to the basic details that exist bottom of the pyramid. The system implemented many queries and procedures that facilitate the process of bringing information in an easy and fast way. For everything related to the research and divided into four types of research window (Scientific, engineering, humanitarian, medical) as is evident in Figure (5) Figure (6), Where the tactile keys show in addition to the return key, the user can return to the previous window, for the each window there are one or more keys to move to other windows or refer to the window that preceded it the transition as we mentioned pyramidal from top to bottom or vice versa according to the user's choices. with large, sophisticated databases or occasionally create small data tables to meet a specific need, Microsoft Access 2010 enables you to gather, organize, analyze, report on, and share your data easily and effectively. New and improved features in Access 2010 simplify the steps to creating a database by enabling you to add application parts that include ready-made tables and forms. You can also use Quick Start fields to insert commonly used fields and add calculated fields to build data analysis directly into your data tables.[5] [6]

4. Results, Conclusions and The recommendations

4.1 Results

The main window moving next to a window Using a touch on the keys Figure (1) Figure (2), Since the correlation between the previous and subsequent windows is done by a relational database, and interrelated tables with a single keys It has been used coded tables to prevent a repeat of the data, Figure (3) and Figure (4) the main table of outputs in the design phase and relations between the tables with each other.

4.2 Conclusion

With a large size interactive screens, distinctive interfaces propaganda to observation the Diyala university scientific outcomes in the markets, malls and trade fairs, we'll see a long list of scientific research according to their titles, when selecting one of the research, the system will move to the detailed window to search, by finding the research name, address and the name of the authors, the sponsors of research competence with a summary of the research and the results obtained from it in addition to other information, as in Figure (4).

4.3 The recommendations

We recommend to development the program which displays the Diyala University scientific Outcomes through the expansion of the database program and development of the interactive screens, we also recommend increasing numbers of interactive screens and published in different possibility places such as airports, train stations and bus stations, we also recommend to development of the system via the internet and by establishing applications on smart phones systems in order to facilitate the researcher and the consumer to get in touch easily and directly.

5. The illustrative images



Image (1) the application creation




Image (2) selects the kind of application



Image (3) write a name, description and choose icon

The screenshot shows a registration form with the following fields: First Name, Last Name, E-mail, Password, and Retype password. Below the fields, there is a link for 'Sign in here!' and a section for 'Or use your Facebook login to register:' with a 'Connect' button. There are also two checkboxes: 'Subscribe me to Newsletter' (checked) and 'I agree with the Terms of Service' (unchecked). A large yellow 'SIGN UP' button is at the bottom.

Image (4) app owner details and register to the site

The screenshot shows a dashboard with a navigation bar containing 'Dashboard', 'STATISTICS', 'ALERTS', 'DISTRIBUTE', 'MONETIZE', 'EDIT', and 'MY INFO'. The main content area is titled 'What next?' and includes three sections: '1. Download your App' with a QR code and a 'DOWNLOAD' button; '2. Publish to Google Play' with a 'PUBLISH' button; and '3. Monetize' with a 'MONETIZE' button. A 'Your account is charged at 50%' section shows a bar chart and a 'See more' link. A smartphone preview is on the left with a 'Click here to see the preview' button. A footer note states: 'Preview may not work for some websites. Your actual app can look differently on your Android Device.'

Image (5) upload it or publish the application on the Google play



Image (6) the application link

5.1 The system Interfaces



Figure (1) The Main System Interface

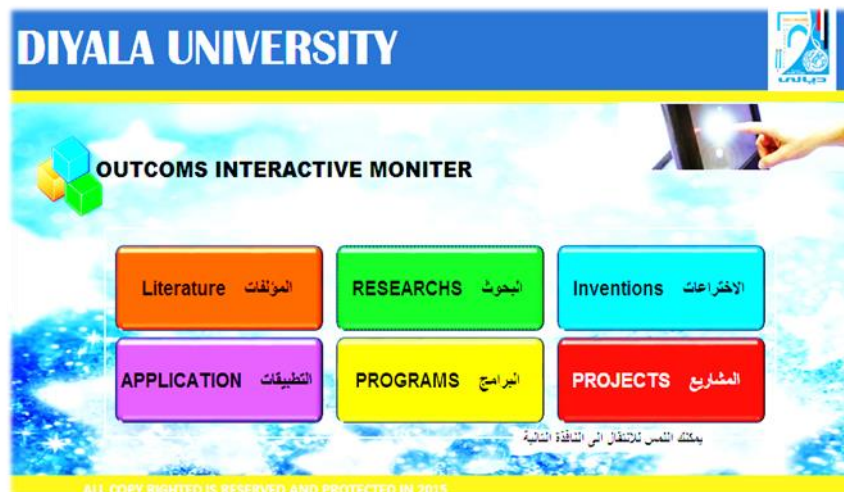


Figure (2) The Gates System Interface

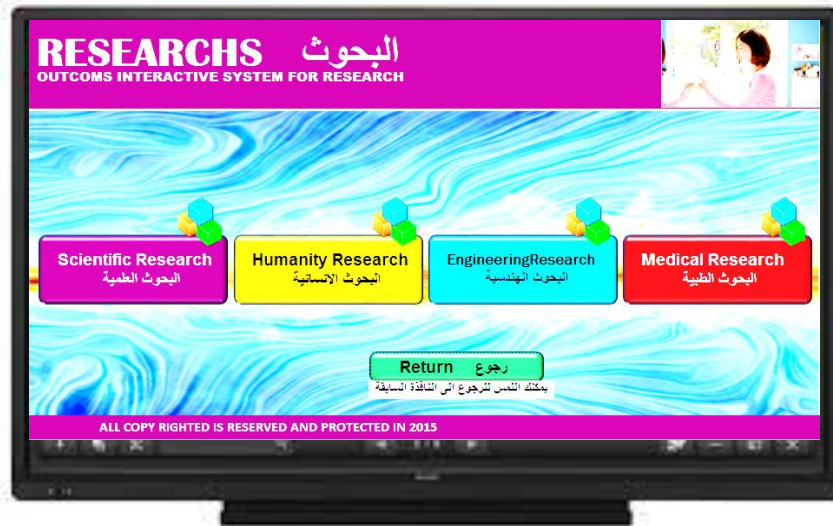


Figure (3) The Research Interface



Figure (4) the scientific

Field Name	Data Type
ID	AutoNumber
outcome name	Short Text
code	Number
type	Short Text
auther	Short Text
certification	Short Text
university	Short Text
college	Short Text
department	Short Text
in date	Date/Time
out date	Date/Time
owner	Short Text
manufacture	Short Text
abstract	Short Text
notes	Short Text
picture	Attachment

Figure (5) Outcome table Design stage

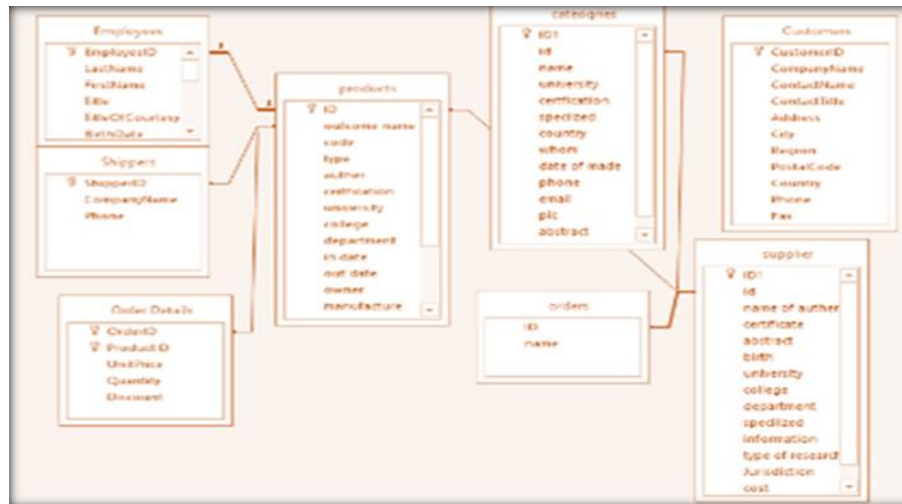


Figure (6) tables database relationships

References

1. Taylor A., *JDBC-database Programming on the Internet*, Informix Press, 1997.
2. Codd, E.F. (1970). "A Relational Model of Data for Large Shared Data Banks ". In: *Communications of the ACM* 13 (6): 377-387.
3. *Development of an object-oriented DBMS*; Portland, Oregon, United States; Pages: 472 - 482; 1986; ISBN: 0-89791-204-7.
4. *Performance enhancement through replication in an object oriented DBMS*; Pages 325-336; ISBN: 0-89791-317-5.
5. Alharith Alkafije, *Management Database System Using the Cell Phone*, *Journal of College of ALMa'mun university*, Issue 17, 183-193.
6. Yahya Mahdi Hadi Al-mayali, *Journal of Kufa for Mathematics and Computer*, Vol.1, No.1, April, 2010, pp.30 – 38.