



Performance Analysis of an Efficient Reconfigurable Multiplier for Multirate Systems

Ms.P.P.Harde¹, R.V.Kshirsagar², A.C.Bhagali³

¹Electronics Engineering, DBACER, RTM Nagpur University, India

²Principal, PIGCOE, RTM Nagpur University, India

³Director, SBGI, Shivaji University, India

¹pradnya_harde@yahoo.com; ²ravi_kshirsagar@yahoo.com; ³bhagaliac@sbgimiraj.org

Abstract— *This paper describes an efficient run-time architecture of a reconfigurable multiplier for digital signal processing applications using multirate systems. The advantages of the proposed architecture are (i) it can be easily reconfigured to trade bit width for array size, thus maximizing the utilization of available hardware and the high order of flexibility, which allows an easy configuration for different data bit widths (ii) the low hardware complexity, which results in small area and (iii) the low propagation delay, which results in faster speed. The novel multiplier multiply signed or unsigned data and uses part of its structure when needed. The proposed reconfigurable circuit consists of an array of $m \times m$ multipliers, adders, multiplexers, demultiplexers and registers. The circuit reconfiguration can be done dynamically through using only a few control bits. The architecture design of the reconfigurable multiplier, with hardware equivalent to one 64×64 bit high precision multiplier, which can be dynamically reconfigured to produce an array of the products in different forms is described in detailed manner.*

Keywords—*“Reconfigurable, multirate, multiplier, multiplexer, demultiplexer”.*

I. INTRODUCTION

Consumers demand for increasingly handy with high performance digital communication and multimedia products impose stringent constraints on the fast processing of individual internal components. Of these, multipliers perform one of the most frequently performed arithmetic operations in digital signal processors (DSPs). For embedded real time applications, it has become essential to design faster multipliers. Given their quiet complex structure and interconnections, multipliers can exhibit high power consumption and large propagation delay. This internal path delays & dynamic power reduction can be achieved by partial dynamic reconfiguration. This can be done by disabling unused sections of the multiplier and/or truncate the output product at the cost of reduced precision. The most of today's full-custom Digital Signal Processors and application-specific integrated circuits (ASICs) are designed for a fixed maximum word-length so as to accommodate the worst case scenario. While dealing with digital signal processing applications the process known as multirate digital signal processing increases the efficiency of digital filters and so enhances signal processing applications. The wide-ranging applications of this new technique include digital audio broadcasting (DAB), data transmission, and speech and audio sub-band coding. Multirate systems have

applications in digital audio transmission, speech processing, telecommunications, wavelet transform, digital filtering etc.

In many applications the sampling rate of the signal is converted into an equivalent signal with a different sampling rate. For example, in digital audio transmission, three different sampling rates are used: 32 kHz in broadcasting, 44.1 kHz in digital compact disc (CD), and 48 kHz in digital audio tape (DAT) (Fledge, 2000;Mitra, 2001). Conversion of the sampling rate of audio signals between these three different rates is often necessary. For example, if we wish to play CD music which has a rate of 44.1 kHz in a studio which operates at a 48 kHz rate, then the CD data rate must be increased to 48 kHz using a multirate technique.

The rest of the paper is organized as follows: section II briefly describe about reconfigurable multiplier and its advantages, In Section III architecture design & Implementation is explained in brief. Section IV gives simulation result and the performance of the circuits. Finally, Section V concludes the paper discussing the analysis of the circuit based on the performance parameters.

II. RECONFIGURABLE MULTIPLIER

It has been suggested that FPGAs are best suited for use as reconfigurable hardware to accelerate software in many applications [1]. Image/video processing tasks are particularly uses hardware acceleration, because of the parallelism and data flow structure is common to many images and video processing tasks. For this it uses intensive arithmetic operations such as multiplication and addition. The existing FPGA architectures are well suited to binary addition, configuring FPGAs for binary multiplication results in the available reconfigurable resources being used inefficiently. Typically over 70% of the FPGA resources could be used only for multiplication in some applications. The literature also suggests that hardware implemented on an FPGA requires as much as 100 times more die area, and will be about 10 times slower than the custom hardware equivalent .This issue can be solved by embedding custom multipliers into the FPGA structure. The difficulty with this is that inefficiencies will result if the operand size of the multiplier is not compatible with that of the algorithm. We suggest that a better solution is to use FPGAs with reconfigurable multiplier blocks for multirate digital signal processing applications. In this paper we suggest a design for a 8X8 reconfigurable multiplier. It consists of multiplexers, demultiplexers and registers which can be combined together to construct a multiplier which has speed comparable to that of a conventional signed array multiplier, with minimal extra cost in hardware required for reconfiguration. The multiplier can be configured to perform any 8 x 8 bit signed/unsigned binary multiplication.

III.DESIGN OF RECONFIGURABLE MULTIPLIER

The multiplication operation performs two major steps 1) performing partial products and 2) Accumulation of partial products to get final product.

Let us consider two 8 bit nos. A, A7---Ai---A0 and B, B7---Bj---B0.According to the basic equation for multiplication [3],

$$\sum_{0 \leq i, j \leq 7} A_i B_j 2^{i+j} = \sum_{0 \leq m, n \leq 1} \sum_{\substack{4m \leq i \leq 3+4m \\ 4n \leq j \leq 3+4n}} A_i B_j 2^{i+j} \quad (1)$$

Eq. (1) implies that an 8X8 multiplication is equivalent to four, 4X4 multiplications where m and n are integers A{0, 1}. We build partial products of 4X4 matrices, which are to compose an 8X8 partial product matrix The weighted bits of the four products of the four multipliers are added by two adders to result in the final product of the 8X8 multiplier.

The approach described above for decomposition of an 8×8 partial product matrix into four, 4×4 ones can be applied recursively for larger size inputs of such computations in multi rate digital signal processing applications.

The architecture of an 8X8 multiplier is shown in fig 1. The four products of the 4X4 multipliers pass through an array of demultiplexers controlled by the control 1 bit. When control1 is set low a Block 8X8 performs four 4X4 multiplication giving 8-bit products, while if control1 is '1' it performs 8X8 bit multiplication deriving a 16-bit product. The three operands 8-bit carry-save adder that consists of an array of full adders and half adders, and a ripple carry adder. We sought for a fast three-operand adder and we chose a carry-save adder, which, for multiple operands, is faster and more efficient in area coverage than a carry-look ahead adder . The two registers provide the ability to complete the 8X8 multiplication in two pipeline stages. The two multiplexers, controlled by control 2, can disable the registers thus reducing the pipeline stages.

The control 1 bits control the kind of the multiplication that is performed and the pipeline stages of the blocks, while control 2 defines the kind of the multiplication of the whole component and if there is another pipeline

stage or not. In this architecture we have the choice of multiplying less pairs of operands, i.e., only two pairs of operands, by setting the two out of the four Blocks in ideal state.

The smallest unit to perform multiplication is a 4X4 array multiplier. An array multiplier is the simple regular structure consists of few logic gates. In an array multiplier bit products generation & accumulation is done using identical cell array. All bit-products are generated in parallel and collected through an array of full adders and final adder. Demultiplexers performs the function of data distribution (product of four,4X4 multipliers) and also gives product of 4,4X4 multipliers individually. Multiplexer1 combine the output of demultiplexers depending on the status of control1 signal. Two adders, adder 1 perform 4+2 bit addition and adder2 performs 3,8-bit addition are used. Registers acts as the pipelining stage which can be disabled or enabled as per requirement.

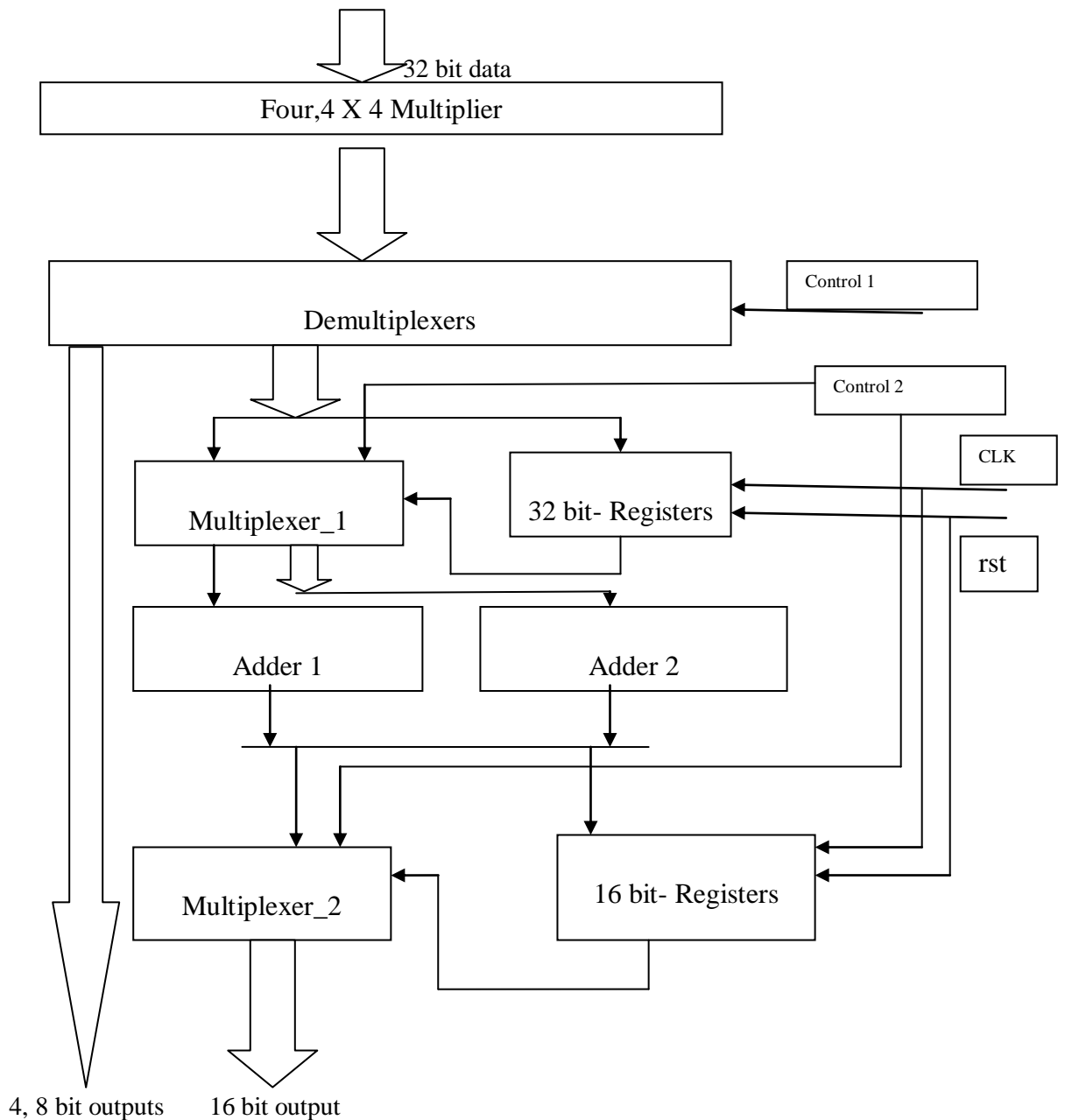


Fig.1 8X8 Reconfigurable Multiplier

IV.SIMULATION RESULT

For experimental simulation of the multiplier, demultiplexers ,multiplexers and registers, the codes are written in VHDL (VHSIC Hardware Descriptive Language) and simulated using Xilinx ISE9.2i.

TABLE I
SUMMARY OF FPGA

Device Family	Virtex5
Device	XC5VLX50T
Package	FF1136
Speed Grade	-3

The multiplication of 4X4-bit numbers generates eight-bit product terms. The simulation results are as follows-

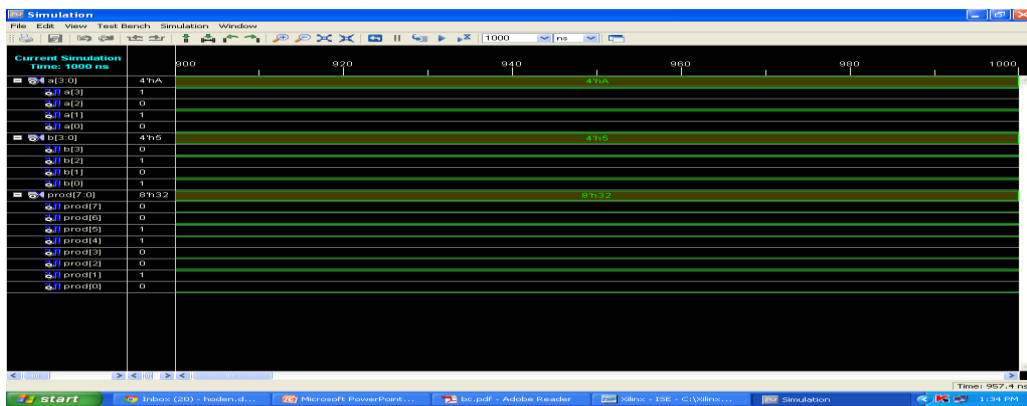


Fig. 2 Simulation result of 4X4 array multiplier

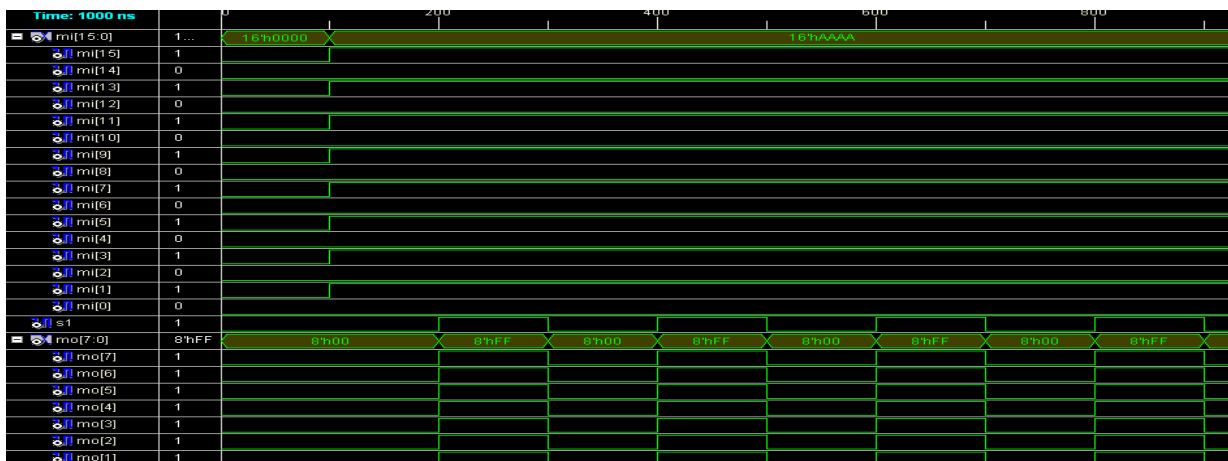


Fig. 3 Simulation result of multiplexer(32_16)

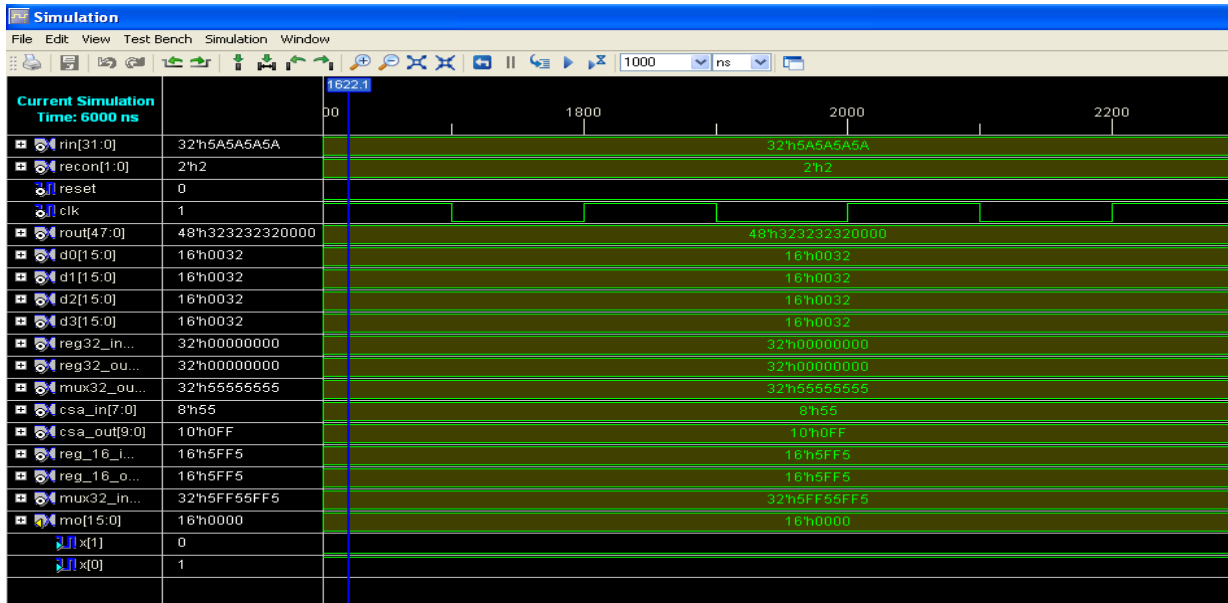


Fig. 4 Simulation result of 8X8 reconfigurable multiplier

TABLE III

DESIGN SUMMARY OF 8X8 RECONFIGURABLE MULTIPLIER

Total memory usage	139652 kilobytes
IOB Utilization	84/480 =17.5 %
FlipFlops/Latches	245/28800=0.8 %
Total Delay	5.58ns

V. CONCLUSIONS

In this paper we propose a reconfigurable multiplier circuit which can be used efficiently in multirate digital signal processing applications. Fast circuits are required to achieve parallel processing in digital system. Hence fast multiplier is required. An array multiplier has less delay than other multipliers. Hence it is used as a basic block. Reconfigurability in FPGA can be used to implement proposed design. It helps in reducing propagation delay, memory utilization and area consumption of the device.

REFERENCES

- [1] P.M. Athanas, and A.L. Abbott, "Real-time image processing on a custom computing platform", IEEE Computer, Vol. 28, No. 2, pp. 16-24, 1995
- [2] Altera Corporation. "Ripple-carry adders in FLEX 8000 devices", Application Brief 118, ver. 2, May 1994
- [3] G. Koutroumpetis, K. Tatas, D. Soudris, S. Blionas¹, K. Masselos¹, and A. Thanailakis "Architecture Design of a Reconfigurable Multiplier for Flexible Coarse-grain Implementations"
- [4] Joshin Mathews Joseph & V.Sarada," Reconfigurable High Performance Baugh-Wooley Multiplier for DSP Applications" ITSI Transactions on Electrical and Electronics Engineering (ITSI-TEEE) ISSN (PRINT) : 2320 – 8945, Volume -1, Issue -4, 2013
- [5] S. C. Goldstein, H. Schmit, M. Budiou, S. Cadambi, M. Moe, and R.Taylor Architecture Design of a Reconfigurable Multiplier for Flexible Coarse-grain Implementations "PipeRench: A Reconfigurable Architecture and Compiler" in IEEE Computer, Vol.33, No. 4, April 2000.
- [6] Y. Pan and P. K. Meher, —Bit-level optimization of adder-trees for multiple constant multiplications for efficient FIR filter implementation,|| *IEEE Trans. Circuits Syst. I, Reg. Papers*, vol. 61, no. 2, pp. 455–462, Feb. 2014

- [7] Ragavi.M1, Thilakavathi.S2, Raveena Shree.K3 , “ *An efficient multiplier architecture design for fir filter* ”, International Research Journal of Engineering and Technology (IRJET) e-ISSN: 2395-0056 Volume: 02 Issue: 08 | Nov-2015, p-ISSN: 2395-0072
- [8] C.S. Wallace, “*A suggestion for fast multipliers*”, IEEE Trans. Electronic Computers, Vol. EC-13, pp. 14-17, Feb.1964
- [9] A.D. Booth, “*A signed binary multiplication technique*”, Quarterly J. Mechan. Appl. Math., Vol. 4, Pt. 2, pp. 236-240, 1951