



QR Code Scanner Based Student Analysis System

Ms. Santhiya M¹; Adarsh N G²; Aktchaya Kumar R³; Aravindh S⁴

¹Assistant Professor, Department of Computer Science and Engineering, Rajalakshmi Engineering College, Thandalam, Chennai-602105, INDIA

^{2,3,4}UG Students, Department of Computer Science and Engineering, Rajalakshmi Engineering College, Thandalam, Chennai-602105, INDIA

Abstract: Students form the main part of any institution that concerns it. But the student finds it difficult to keep details. If they want to get their details of particular data they have to look up for so many files. To overcome that problem the student database is been linked with the web page and that can be accessed with the help of QR code. This helps that only a particular student can access and his academic details and no other person can access it without their knowledge and this creates security for the student database. The student can give their online feedback rather than logging by the user name and password. The fee details and the due of the student can also be verified using this QR database management and inquiry method. The student can verify how many placements do they attended and this helps to give attendance during the placement which avoids proxy. All the personal details of the students can be obtained in just one click

Keywords— Database; Students; Username; password; QRCode

I. INTRODUCTION

There are several services required for the students in an application. Most of them are real-time transportation status, real-time placement status, real-time performance status, real-time attendance status, results, library, etc. But mostly all schools and colleges provide services of placements, admission, results but not up to the mark. The Anna University Board of Education does not provide the overall semester results in its portal, it only provides the results of the most recent examination. There is a chance of proxy attendance being generated while placement occurs. On certain occasions, the invoice for fees payment could be required for proof of payment. Services like this need to be done securely and accurately. The student can fill their online feedback using this application which will allow only the authorized student to access their account and also provide security. Using the QR code one can get his/her academic details anywhere and this is user-friendly. It saves effort in which we will carry our information all the time.

II. Information about QR code

In this project, we will generate the QR code based on the student name and their registration number and then the student can scan the QR code using the mobile app. On opening the application they will find their name and register number on the top side of the page and they can fill their online feedback, they can see their academic details and the placement details. Once the student has finished the feedback Form they can submit it and the information will go to the administrative database. The academic details include the semester mark with CGPA, their college fees, bus fees, hostel fees will also be in the database once the student opens his/her academic details they can find their information about their fees whether they have paid or it still show due.

III. LITERATURE SURVEY

The student database plays a vital role in their academic career which includes their placement details and academic details. The students can get these details with the help of the application in their smartphone at any time anywhere. So there will be no difficulties in searching for the previous semester marks, library due, etc.

[1].The Author referred that in Malaysia one institution has used the RFID to record the attendance of the student apart from that some institution in our country uses a special way to record the attendance that is the bar code scanner which is used only to check the attendance of the student. But no application gives the details of the student which includes their university marks for all semester with CGPA, their fees details, the library dues, placement details such as how many companies does the student has attended and internship work. And another thing is that the student can give their feedback about their handing professors through this application where their details will go to the administrative office

[2]. The author has used the QR code to scan the certificate of the student which contains the digital signature over the data such as degree holders name, their registration number and the student needs a smartphone to scan the details and can find out the original certificate.

[3].In this, the student can verify their college details and placement details. They can also check the list of companies that comes for placements on their college campus, they can chat with the expert, etc. the college details include admission, courses, study material, research, etc. But they do this work with their web page although they have used mobile application it is not secure because others can access their details with the user name and their password. In our project, we use a QR code scanner which allows only the particular person to access his/her details

[4].The Author has used the web application for filling the online feedback. It also includes user registration and password but it requires all the time to get access but the QR code application in this project requires a one-time registration and can access whenever needed.

[5].The Author has used the QR code for attendance of the student in each period by scanning the code using mobile. This technique is followed in our project (i.e.) the attendance is used in the placement side so that the proxy of student can be avoided.

IV. PROBLEM STATEMENT AND OBJECTIVE

1. Problem Statement

All college has its website. Some of them are providing very basic services like admission, course details, academic details, placement details, etc. But not all colleges provide these services in a single module. we have to visit each website for the particular information or all the information of the student will be stored on a single website and the student needs to login whenever they need it. It's often annoying for a student to login by entering his/her credentials each time. So once a student has registered with his/her details, the college management would generate a unique QR code for logging in. Now it becomes relatively easy for a student to log in by just scanning the QR code instead of entering their credentials.

2. Objectives

The main objectives are:

- To analyze the academic details of the student
- To provide the Placement details of the student
- By implementing this system the process of login becomes effortless for the student.
- To design and develop an app based on android to fulfill the requirements of the student.
- The online feedback form is secure to use only the authorized student can access his/her profile.

V. PROPOSED SYSTEM

1. Registration Process

First, the student has to register with their name and register number and the data will go to the administrator and they will store it in the database and generate the QR code.

2 Working of the QR code

Once the Student got their QR code they have to scan it and the page will be displayed with their name and registration number and they can see there buttons in one they can fill the online feedback the other they can see their academic details and in the other they can see their placement details.

3 Online Feedback form

Coming to the feedback module, our main aim is to make the feedback process simple and easy for the students. They can enter their feedback for the respective staff. The form holds different types of radio buttons such as good, excellent, normal, poor and after completion of the form, the student needs to submit the form using the submit button provided at the bottom. Finally, the details will go to the administrator.

4 Academic Details

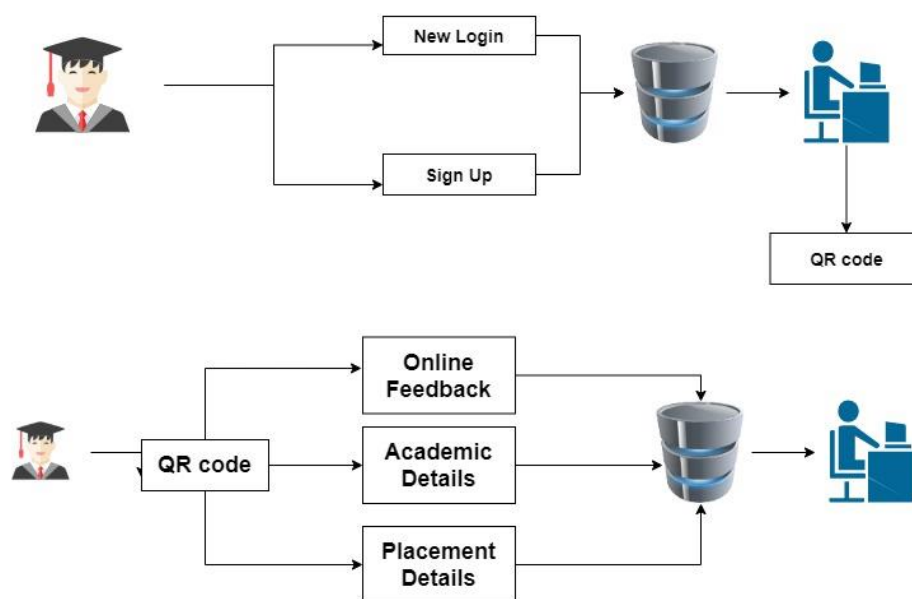
In the Academic Details the student can see their University marks for all semester with CGPA this helps the student that he/she can't remember their all semester grade and CGPA. These details will be filled by the college administrator and the student can verify their results. The fees information of the student such as tuition fees, bus fees, and hostel fees can be viewed. It also includes a Library due and Common breakage due to check whether the student has to return the book or they need to pay the breakage fees.

5 Placement Details

The Placement Details include attendance of the students to check whether he/she had attended the placement. This process works when the QR code of the student is scanned and the attendance count will go to the Placement administrator

Before this process college may use a paper and students are need to sign for the attendance student may create a proxy for the absentees. And the next thing is that the internship work can be viewed with the duration of the month and can also see whether the student has placed in a company or not.

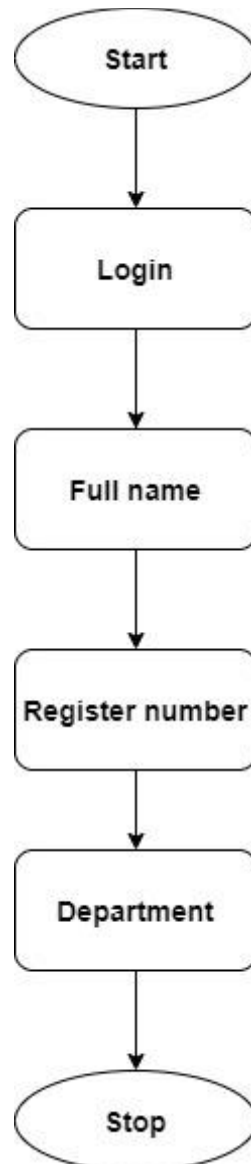
VI. ARCHITECTURE DIAGRAM



In this architecture diagram, you can see in the first part that the student needs to register using their name and registration number and their details will get stored on the administrative database. And then the QR code will be generated to the particular user after this, the student can view their details by scanning their QR code using the smartphone and they will find academic details and placement details. The student can verify or they can see their details and once the online feedback has got completed the information will get stored in the administrator database.

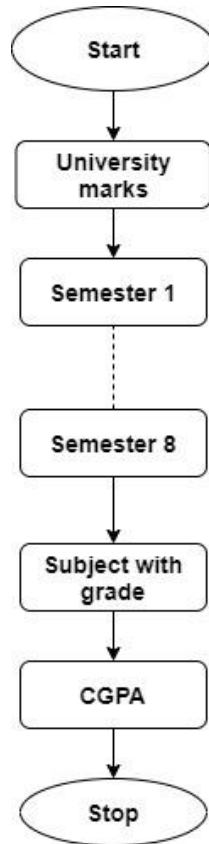
VII. FLOW CHART REPRESENTATION

1. Login page

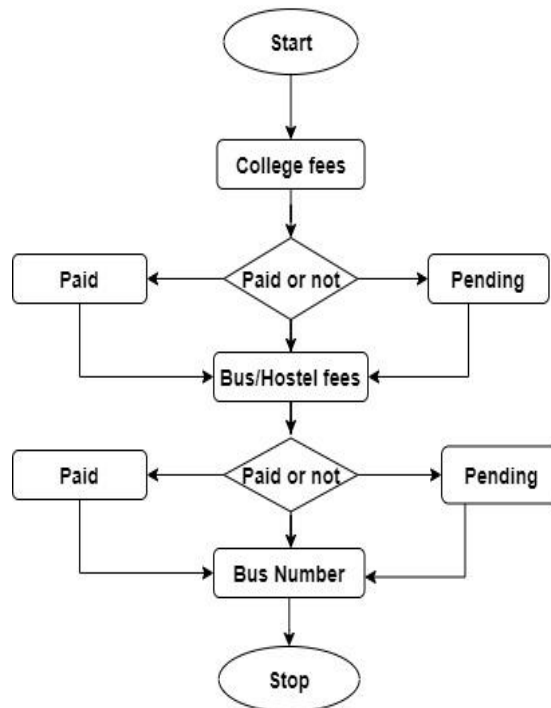


2. *Academic Details*

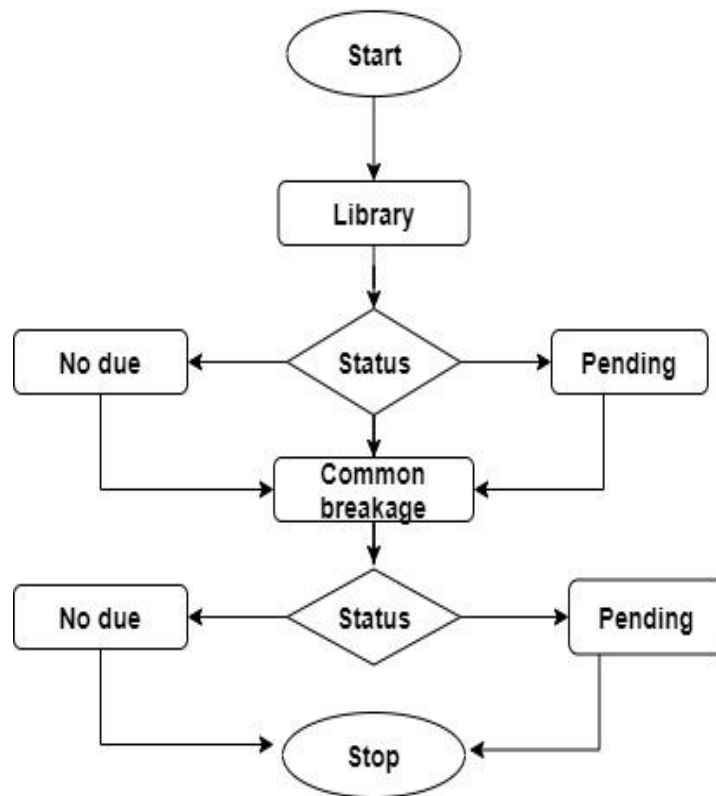
University marks



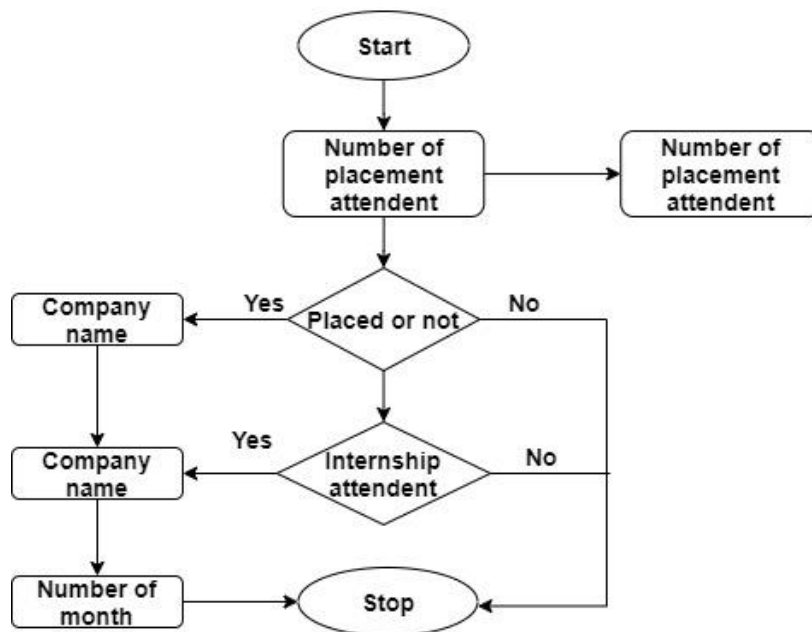
Fees Status



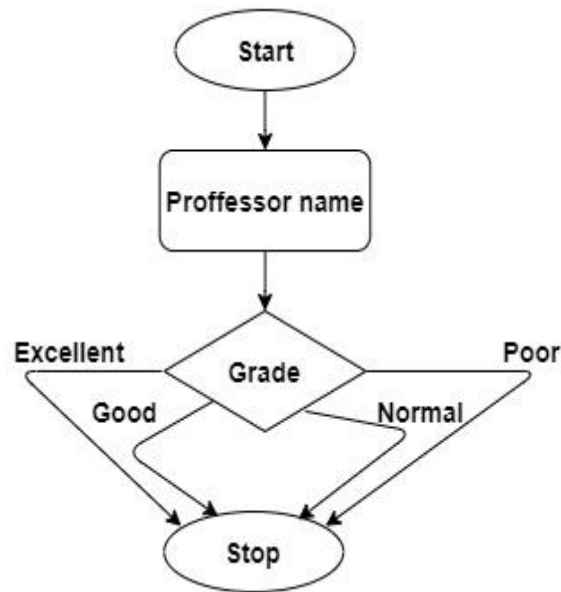
Library and Common breakage



3. *Placement Details*



4. Online Feedback



VIII. CONCLUSION

The proposed application is much better than the existing Android-based or any other web application. And this application gives an easy way for the students to see their academic, placement details and to fill their feedback online. And it also saves the time of the student searching for their university mark. This application is safe and secure to use. In the future, this methodology can be used by the student to attend the placement test by logging the company profile using the QR code scanner and the details of the student and the marks they have got will go to the placement and the way of writing the test will become digital.

REFERENCES

- [1]. Raj Kiran T, T Abhinav, V Nafeez, Adithya H B, Amulya S, R Meghana “STUDENT DATABASE MANAGEMENT AND ENQUIRY SYSTEM USING BAR CODE SCANNER”.*Vol-1 Issue-5 2016. Department of Electronics and Communication Engineering, School of Engineering and Technology, Jain University, Bangalore.*
- [2]. T.Guhan Assistant Professor (Senior Grade), *Department of Computer Science and Engineering, Sri Ramakrishna Engineering College*, Dr. N. Revathy Associate Professor, *Department of Computer Science and Engineering, Hindustan College of Arts and Science*, P. Tamilselvan Assistant Professor, *Department of Computer Science and Engineering, Hindustan College of Arts and Science*, Subin Sebastian Final MCA, “CERTIFICATE AUTHENTICATION USING AR CODE AND SMARTPHONE” *Hindustan College of Arts and Science, Coimbatore, India.*
- [3]. Shiv Kumar *Department of Computer Science and Engineering, Mewar University, Chittorgarh, India.* Shrawan Kumar Sharma. Divya Dagwar, *Department of Computer Science, Vision Group of Colleges, Chittorgarh, India.*
- [4]. Akshay Jedhe, Nithish Prabhu, Mandar Temkar, UG Student, *Department of Information Technology, (prof.) Ankit Sanghavi HOD Computer Department, “ONLINE FEEDBACK SYSTEM” Alamuri Ratnamala Institute of Engineering and Technology, Maharashtra, India*
- [5]. Fadi Masalha and Nael Hirzallah *Faculty of Information Technology, Applied University, “A STUDENT ATTENDANCE SYSTEM USING QR CODE.*
- [6]. Manpreet Kaur, Amandeep Kaur, Ravinder Singh Sawhney, “INTEGRATED CAMPUS MANAGEMENT SYSTEM USING CLOUD COMPUTING”, *Special Issue of International Journal of Computer Applications, International Conference on Computing, Communication Sensor Network (CCSN) 2012.*