



RESEARCH ARTICLE

A Novel Approach of Energy Optimization in WSN

S. Geetha Priya¹, A.R. Arunachalam²

¹Department of CSE, BHARATH UNIVERSITY, India

²Department of CSE, BHARATH UNIVERSITY, India

Abstract— The wireless link can be unreliable in realistic wireless sensor networks (WSNs). Energy efficient and reliable data forwarding is important because each node has limited resources. Therefore, we must suggest an optimal solution that considers using the information of the node's characteristic. A wireless sensor network is composed of a large number of low-cost devices distributed over a geographic area. Sensor nodes have limited processing capabilities therefore simplified protocol architecture should be designed so as to make communications simple and efficient. Moreover, the power supply unit is based on an energy-limited battery the networks should be aimed at minimizing the energy consumption. A forwarding scheme for WSN aimed at combining low computational complexity and high performance in terms of energy efficiency and reliability. The approach relies on a packet-splitting algorithm based on the BURST algorithm. The performance of burst is to be obtained by Shortest Path with Load Balancing (SP). The energy efficiency is low in this splitting process compare to those shortest paths. To estimation of the mean energy reduction factor achievable with the forwarding scheme should be derived and the reassembling is done in destination side, the values to be coded in code block and simulated using MATLAB simulator. The proposed algorithm outperforms in terms of energy saving and increases the network lifetime.

Key Terms: - BURST; WSN; SP; ENERGY EFFICIENCY; PACKETS

I. INTRODUCTION

A. WIRELESS SENSOR NETWORKS

A wireless sensor network is a collection of sensor nodes organized into a cooperative networks. A sensor is a small device which observes the environment of physical parameters such as temperature, pressure, relative humidity, sound, vibration, motion or pollutants, at different locations. Wireless Sensor Networks (WSN) is highly distributed networks of wireless sensor nodes, deployed in large numbers to monitor the environment or system.

Sensor nodes have limited transmission ranges and organize themselves in an ad hoc manner, which means that two wireless sensor nodes that cannot reach each other directly transmit on other sensor nodes to relay data between them. In general, data packets from the source node have to traverse multiple hops before they reach the destination. Second, since sensors are usually small and inexpensive, they are usually, battery powered and are often deployed in a rough or hostile physical environment.

The introduction of redundancy in data to increase the probability of data delivery. The redundancy adopted is in the form of multiple copies of the same packet that travel to the destination along multiple paths. However, as multiple paths could remarkably consume more energy than the single shortest path because several copies of the same packet have to be sent. The splitting procedure as a method for reducing energy consumption. An attempt to guaranteed reliability, while minimizing the energy consumption at the same time, considering a packet-splitting procedure, use distinct paths of erasure codes to provide reliability in the network to increases the life time of the networks and cost effective.

B. WIRELESS SENSOR NETWORKS APPLICATIONS

In recent years, the use of wireless sensor networks for industrial applications has rapidly increased. However, throughput utilization, energy consumption still remains one of the main limitations of this technology. As communication typically accounts for the major power consumption, the activity of the transceiver should be minimized, in order to prolong the network lifetime. To end this problem, various protocols have been designed such as ASLEEP protocol, Fountain Reprogramming protocol.

In-network aggregation deals with this distributed processing of data within the network. In-network aggregation is the global process of gathering and routing information through a multihop network, processing data at intermediate nodes with the objective of reducing resource consumption, thereby increasing network lifetime. Wireless sensor network technologies enable a wide variety of applications (e.g., environmental monitoring). The challenge to designing such in-network node reprogramming protocols lies in the potentially large amount of energy required to successfully transmit the entire program to every node in the network. The wireless channels used by small sensor nodes are potentially loss and highly variable. The use of unicast retransmissions to correct errors for each node can be prohibitive in terms of traffic generation and hence transmission cost.

Transmission techniques are known to result in feedback implosion in dense networks. Therefore, coding solutions allowing different errors at various nodes to be corrected with single packet transmissions are preferable. However, many such techniques, using forward error correction codes (FEC) tend to be inefficient for wireless sensor networks.

II. METHODOLOGY

A. REDUCING ENERGY CONSUMPTION

The aim of reducing energy consumption while taking the algorithmic complexity into account, proposed a novel approach that burst the original messages into several packets, such that each node in the network will forward only small sub packets. The bursting procedure is achieved applying the BURST algorithm. The sink node, once all sub packets (called Burst components) are received correctly, will recombine them, thus reconstructing the original message. The splitting procedure is especially helpful for those forwarding nodes that are more solicited than others due to their position inside the network.

The proposed approach, almost all nodes operate as in a classical forwarding algorithm and, with the exception of the sink, a few low-complex arithmetic operations are needed. The sink node is computationally and energetically more equipped than the other sensor nodes, the overall complexity remains low and suitable for a WSN. Moreover, the proposed technique does not require the use of disjoint paths. Some preliminary results of this approach have been presented but they were empirical only and obtained through simulations on a sensor network where it is assumed that an ideal communication among neighbor sensors occurs, and all the burst components can be received correctly between a pair of nodes.

Through analytical model allows us to derive accurate results regarding energy consumption and complexity. The effect of important parameters such as nodes density and transmission range through both extensive simulations and an analytical study of the tradeoff between energy saving, complexity, and reliability of the proposed technique. In WSN, data generated by each node, are to travel from multiple sources to a data recipient or sink rather the communication between nodes.

B. PACKET FORWARDING

A sensor network where sensor nodes periodically send messages to a sink node through a multihop transmission. The basic idea is to burst the messages sent by the source nodes so that a reduced number of bits are transmitted by each forwarder node. In order to better understand the main idea, the example in Figure 1. Nodes A and B have to forward a packet to the sink S and can do it through nodes X, Y, and Z, which are all in the coverage range of A and B. If a normal forwarding scheme is adopted, two cases, Case a) A and B select different next-hop nodes. This happens with probability $\frac{2}{3}$. Case b) A and B select the same next-hop node. This happens with probability $\frac{1}{3}$.

If there are ω bits for each packet, the maximum numbers of bits transmitted by a node belonging to the set {X, Y, Z} is w bits in the case a) and 2ω bits in the case b). Let now assume that each node in the set {X, Y, Z} knows that A and B have three possible next-hops and that a different forwarding scheme is adopted, as shown in Figure 1. In particular, when X, Y, and Z receive a packet, they split it and send to the sink only a part. In this

case, X, Y, and Z have to transmit at most bits each. While comparing the two forwarding methods, it is concluded that the last one reduces the maximum number of bits transmitted by a node belonging to the set {X, Y, Z}. More precisely, the reduction factor is $1-2/3=1/3$. When comparing the bursting procedure with the procedure shown in case a), and $(2-2/3).1/2 = 2/3$ when the bursting procedure is compared to the procedure shown in case b). Summarizing, an average reduction factor of $4/9$ is obtained.

Accordingly, the lifetime of a sensor network increases as the energy consumption is more distributed among the nodes. It is worth remarking that the bursting procedure has to be performed in a simple manner, and consequently with low energy consumption.

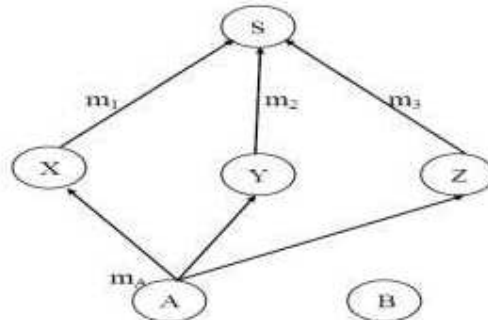


Figure.1. Packet forwarding using different next-hops

The total amount of transmitted bits does not change (bits are transmitted anyway, either with or without splitting); by bursting of packets it is possible to reduce the maximum number of transmitted bits per node and therefore the mean energy that each node consumes for the transmission..

Finally, it can be observed that if a perfect balancing is possible, which occurs when the number of next-hop nodes is a factor of the number of transmitted messages (i.e., the number of messages is exactly divisible by the number of next-hops), the energy consumed by nodes will be the same either with or without bursting. However, if this is not the case, using a bursting technique makes the number of forwarded bits significantly reduced. Moreover, the reduction increases if the ratio “message length over number of components “decreases.

III. BURST ALGORITHM

BURST algorithm is different from the original bin packing. A precise statement of the problem is as follows:

- 1) We are given a fixed rectangular bin B of width W and height H . The bin B has an area A equal to $W \times H$.
- 2) We are also given a set of n items $\{b_1, b_2, \dots, b_n\}$. The i th item b_i has an area A_i
- 3) Determine a rectangular shape for the i th item with width W_i and height H_i such that $A_i = W_i \times H_i$
- 4) Width $W_i < W$ for all i . Similarly, height $H_i < H$ for all i .
- 5) W_i, H_i, W , and H are all integers.
- 6) Since the mapped region is more than the desired allocation A_i , the extra resource is wasted and so, $W_i \times H_i - A_i$, should be minimized.
- 7) Due to the rectangular considerations, all n items may not fit the bin B , the goal is to minimize the additional resource width W that is required to fit all n items.

A. BURST-BASED FORWARDING TECHNIQUE

Basically, in its simpler form, the burst can be formulated as following: Given N primes $P_i > 1$, with $I \in \{1, 2, \dots, N\}$, by considering their product $M = \prod_{i=1}^N P_i$, then for any set of given integers $\{m_1, m_2, \dots, m_n\}$, there exists a unique integer $m < M$ that solves the system of simultaneous congruence $m \equiv m_i \pmod{P_i}$, and it can be obtained. The coefficients C_i are given by $C_i = Q_i q_i$, where $Q_i = M/P_i$ and q_i is its modular inverse. For instance, its consider the system: $m \equiv 1 \pmod{3}$; $m \equiv 4 \pmod{5}$; $m \equiv 1 \pmod{7}$. It is simple to prove that $m = 64$ solves the

system and that it can be obtained through the above equations (In fact, we have $M=105$; $C1 =70$; $C2 =21$; $C3 =15$ and $m= 64$).

B. METRICES FOR ENERGY EFFICIENCY

According to the BURST algorithm, the number m can be alternatively identified with the set of numbers m_i provided that p_i are known. The sink knowing $P_i \in \{1,2,3\}$ and using the burst approach, will be able to reconstruct m_A . In general, if considered that the energy consumption is proportional to the maximum number of bits transmitted, and assuming ω as the number of bits in the original message m and ω_{max} as the maximum number of bits of a burst component.

In particular, for comparison purposes, the Shortest Path with Load Balancing (SP) is considered. The SP approach is very similar to the probabilistic routing. A sensor node having a packet to forward choose randomly as relayers a neighbor node toward the sink so that the number of hops needed to reach the sink is minimized. Load balancing (i.e., a random choice of the relayer) allows prolonging the network lifetime, avoiding that some nodes could be overloaded.

Throughout, considered that an SP packet is composed by K words of ω bits each and that the burst-based splitting procedure can be applied to each word by considering that the same is used for all the words of same packet. The overhead due to the MAC layer head, but it is worth noting that all the words in the packet generated by the splitting procedure are represented with the same number of bits and therefore their length can be obtained from the prime number used to split the packet. With the above hypothesis, the expected energy reduction factor can be expressed by considering mean energy consumed by a node in the case of the proposed burst-based and the SP forwarding technique respectively, where and are the mean number of forwarded packets with the above forwarding schemes, is the mean number of bits needed to represent the burst components, and is the energy needed to transmit a bit.

However, if a large number of packets are considered, the expected total number of bits is .In several papers about WSNs, the network lifetime is related to the time until the death of the first node. In this case, the maximum energy consumed by a node should be also considered. Therefore, in this project it investigates also the energy reduction factor related to the maximum energies where and are the maximum number of forwarded packets. Obviously, the set o of primes should be properly chosen in order to maximize the above matrices.

C. ENERGY REDUCTION FACTOR

It is important to observe that the set of prime numbers with can be arbitrarily chosen provided that. Therefore, the number of bits needed to represent can be reduced by choosing the prime numbers as small as possible. As a consequence of this choice, the MERF is maximized. Throughout, it indicates with Minimum Primes Set (MPS) the set of the smallest consecutive primes that satisfy the condition. For instance, if and is a 40-bit word, the MPS will be (this is the set of smallest four consecutive primes that satisfies the condition). The MERF in this case is 0.725. However, when the primes set are chosen as above, the message can be reconstructed if and only if all the burst components are correctly received by the sink. Let's consider another primes set.

The choice it is possible to reconstruct the original message even if component is lost (i.e., if we have one failure). In fact, whatever the lost component is, the product of the primes associated with the received components satisfies the condition, and therefore it respects the hypothesis of the burst theorem. For instance, if the last component is not received, it is again possible to obtain as, where is the product of the first three primes, and the first three burst coefficients computed for the MPS-1.

1. The number of components is not changed (i.e., the same number of forwarders is needed).
2. The MERF obtained with the new set is 0.65, i.e., MERF is reduced by about 11%.

Because usually sensor nodes have simple processing units, it is mandatory to have a low complex procedure for obtaining values. This goal can be easily reached if is fixed or takes only a few values. This is a very fast procedure.

IV. SYSTEM IMPLEMENTATION

A. FORWARDING ALGORITHM

The forwarding algorithm is based on two temporal phases, the Initialization phase and the Forwarding phase. The initialization phase is to split data's and the forwarding phase performs forwarding.

B. INITIALIZATION PHASE

This phase organizes the network in clusters and also has the advantage of minimizing the number of hops needed to reach the sink .The Initialization phase has been described in detail and it is realized through an exchange of initialization messages (IMs) starting from the sink that is supposed to belong to the cluster. Re-transmit the IM. On the basis of the received IMs, at the end of the procedure each node in the network will know its own next-hops, which other nodes will use it as a next-hop, and into how many parts the received packets.

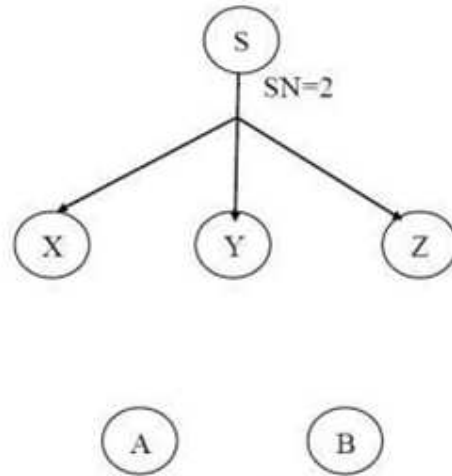


Figure.2. Sink sends the first IM

The sink sends the first IM for the initialization phase each node can obtain the MPS and select a different prime number of the MPS-f by considering the order of the addresses specified in the IM. Recall that in order to obtain the MPS- f, it is sufficient to know to be either fixed or specified within the IMs, while the number of primes corresponds to the number of possible next-hops (that each forwarding node knows on the basis of the received IMs) Because could be different for each source node , it use the notation .

However, the sink, in order to reconstruct the messages, also needs to know the index of the received component (i.e., for each). For this purpose, it will assume that in the header of each packet there is a field called mask. The mask could be the binary representation of the index followed by the number of components [i.e., pair] or a “one-hot” coding bit sequence followed by a tail bit .Its assumed that the overhead introduced by the mask is negligible. According to the previous initialization procedure shown in Figure .It will receive the IM with from the node X, and it decides to belong to, node Y will have only one next-hop (i.e., X) because Y is at the end of the coverage range of nodes belonging to. Now, we consider what happens with the modified procedure.

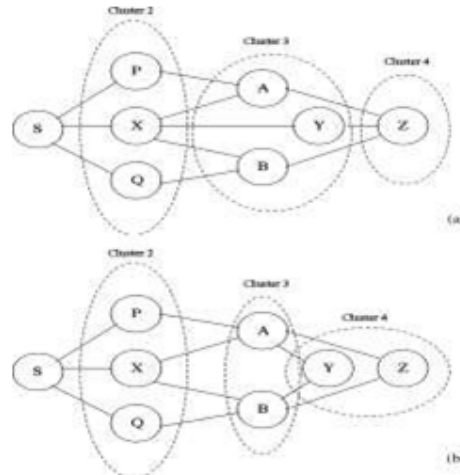


Figure.3. Clustering of burst packets

The proposed initialization procedure can be further refined in order to increase in some cases the number of possible next hops that a node can use as forwarders. In particular, when a node receives very few IMs with, it does not choose immediately to belong to the cluster, but it waits for the IMs with the next sequence number in order to belong to the last cluster if it is more convenient.

When node Y receives the IM with, it postpones its decision to belong to other node. After some time, it will receive two new IMs with from nodes A and B, and therefore it decides to belong to in order to have two possible next-hops instead of one as shown in Figure 3. Basically, that anode can postpone its decision to belong to a particular cluster if the number of IMs received is less than a chosen threshold, but this can be done just one time in order to avoid an increase of the number of hops needed to reach the sink. The threshold can be a constant value (either specified in the IM or pre stored in the node memory, and therefore already known by the node). Moreover, if the number of received IM is less than the threshold, it is possible to use the conventional shortest path approach (SP) that keeps working also with our technique.

The initialization procedure is performed only when the network is activated for the first time, and it is not necessary to run it when either a new node joins the network or a node runs out of energy. In both cases, it is sufficient that few IMs are exchanged between the node and its neighbors belonging to the near clusters. More details about the operations needed for the above cases have been described. Moreover, in order to consider the unreliability of the channel, which causes loss of IM packets and consequently nodes with an insufficient number of neighbors, each node can start periodically a new joining procedure.

C. FORWARDING PHASE

Once the network has been organized, the Forwarding phase is applied. Basically; all nodes follow the same forwarding rule: If there is a number of neighbors at least equal to, and the packet has not previously split, then split the packet; else use conventional shortest path approach. Let's consider the network shown, where clusters are obtained according to the initialization procedure already described in the previous section. The messages sent by each node when the source node H sends a message to the sink S. According to the initialization procedure, node G knows that it is the only next-hop of node H, and therefore it must forward the packet without performing a splitting procedure. It is worth highlighting that it is not necessary for G to specify the list of the destination addresses in the packet. In fact, in the initialization phase, nodes have already received the IM message, and therefore they know that node G has four next-hops and that all of them have to split the messages received from G into $N_G=4$ parts.

Therefore, when they receive the packet, according to both the packet size and they independently select the prime numbers 3 and send the components, together with a proper mask, to one of the possible next-hops. When the sink receives a component, it identifies the number of expected components on the basis of the mask, and therefore it calculates the MPS-f and the coefficients needed to reconstruct the original message.

Concerning the complexity of the algorithm, it is worth mentioning that the message splitting is performed only one time by the nodes that are the closest to the source and have the opportunity to do it (e.g., if they are in

proximity of a number of neighbors higher than the threshold specified for the initialization phase), whereas the other sensor nodes in the network will just forward the sub packets. Moreover, only the sink node will reconstruct the original message through more complex operations as described, but this can be consider that usually the sink node is computationally and energetically more equipped than the other sensor nodes. Obviously, in the case of very large packets, it is possible to split the packets recursively, but in order to keep the complexity of the proposed algorithm very low ,its consider that a packet can be split only one time.

V. PERFORMANCE EVALUATION

In this section, the comparison of the performance of BURST in terms of energy consumption to those obtained by SP. Moreover, provided some results obtained comparing the BURST to the most naive splitting scheme, a simple packet division into chunks.

The results have been obtained through a custom MATLAB simulator. A comparison between the results obtained through the analysis and those obtained through the simulator. Then, we analyze some other parameters in order to show the advantages of the proposed technique.

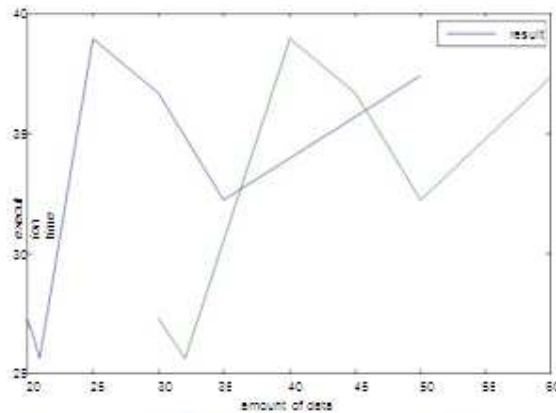


Figure.4. Amount of Data vs Execution Time

Figure 5 shows the values of transmission 1 and transmission 2 are taken by simulating the packet forwarding Let consider a sensor network where nodes are randomly distributed in a square area of size m, with density nodes/m . Sensor nodes are assumed to be static as usual in most application.

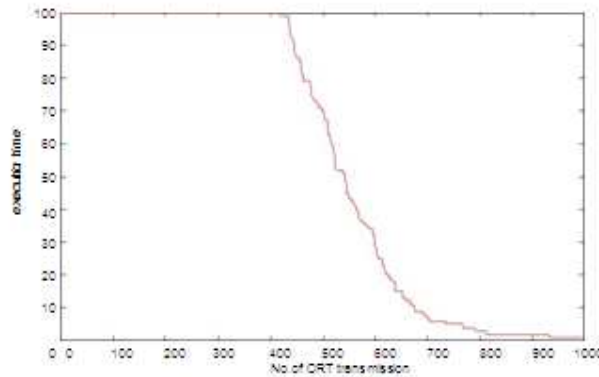


Figure.5. No of Transmission vs Execution Time

Figure.5, shows the values of transmission 1 and transmission 2 are taken by simulating the packet forwarding In each simulation, the sink node is located in the center of the square grid, and each sensor node has a transmission range equal to m.

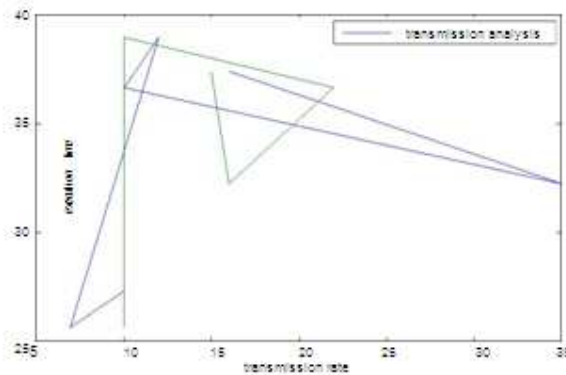


Figure.6 Transmission Rate vs Execution Time

Figure.6 shows the evaluation between transmission rate and execution time. The network is organized in clusters numbered in ascending order starting from the cluster where is located the sink node, which is identified with the events randomly occur in faraway clusters. Simulations neglect the effect of collisions and retransmissions at the MAC layer.

VI. CONCLUSION

A novel forwarding technique for wireless sensor networks based on the BURST algorithm is able to predict the energy efficiency of the process. The choice of the burst algorithm parameters in order to keep the processing complexity low, and then the tradeoff between energy consumption and reliability are measurable. Finally, the overhead introduced in terms of packet header size in MAC layer will be reduced. Simulation results have confirmed the results obtained and have shown that applying the BURST-based technique significantly reduces the energy consumed for each burst node, reduces computational complexity and consequently increases the network lifetime.

REFERENCES

- [1] Giuseppe Campobello, Alessandro Leonardi, and Sergio (2012), "Improving Energy Saving and Reliability in Wireless Sensor Networks Using a Simple CRT-Based Packet-Forwarding solution *IEEE/ACM Transactions on Networking*, vol. 20.
- [2] Vuran .M.C and Akylidiz .I.F (2009), "Error control in wireless sensor networks:A cross layer analysis", *IEEE/ACM Transaction*, vol.17, no. 4, pp. 1186–1199.
- [3] Shayegh .F and Soleymani .M.R (2009), "A low complexity iterative technique for soft decision decoding of Reed–Solomon codes," in *Proc. IEEE ICC*, Dresden, Germany, pp. 1–6.
- [4] Campobello .G, and Palazzo .S (2009) , "A novel reliable and energy-saving forwarding technique for wireless sensor networks," in *Proc. ACM Mobile AdHoc*, New Orleans, LA, May 18–21, pp. 269–278.
- [5] Leonardi .A, and Palazzo .S (2008), "On the use of Chinese Remainder Theorem for energy saving in wireless sensor networks ," in *Proc. IEEE ICC*, Beijing, China, May , pp. 2723–2727.
- [6] Crepaldi .R , Harris .A.F, Rossi .M , Zanca .G and Zorzi .M (2007), "Fountain reprogramming protocol: A reliable data dissemination scheme for wireless sensor networks using fountain codes, demo abstract," in *Proc. ACM Sensor System*, Sydney, Australia, Nov pp. 389–390.
- [7] Burchfield .T.R , Venkatesan.S , and Weiner .D (2007), "Maximizing throughput in ZigBee wireless networks through analysis, simulation and implementations," in *Proc. Int. Workshop Localized Algorithm Protocols WSNs*, Santa Fe, NM, pp. 15–29.
- [8] Xu .Y, Xu. J , and Lee .W.C (2007) , "Analysis of a loss-resilient proactive data transmission protocol in wireless sensor networks," in *Proc. 26th IEEE Anchorage*, AK, pp. 1712–1720.
- [9] Fasolo. E, Rossi .M , Widmer .J , and Zorzi .M (2007), "In network aggregation techniques for wireless sensor networks: A survey," *IEEE Wireless Communication*, vol. 14, no. 2, pp. 70–87.
- [10] Anastasi .G ,Di Francesco .M, and Passarella . A (2007) , "How to prolong the lifetime of wireless sensor network," in *Handbook of Mobile Ad Hoc and Pervasive Communications*. Valencia, CA: American Scientific Publishers.
- [11] Xiong .Z, Yang .Z , Liu .W and Feng. Z (2006), "A lightweight FEC algorithm for fault tolerant routing in wireless sensor networks," in *Proc. Wuhan*, China, pp. 1–4.
- [12] Djukic. P and Valae .S (2004), "Minimum energy reliable ad hoc networks," in *Proc. 22nd Bienn. Symp. Commun.*, Kingston, ON, Canada, pp. 150–152.

- [13] Deb .B , Bhatnagar .S , and Nath .B (2003), “ReInForM: Reliable information forwarding using multiple paths in sensor networks,” in Proc. Bonn, Germany, pp. 406–415.
- [14] Akyildiz .I.F , Su .W , Sankarasubramaniam .Y (2002), and Cayirci .E , “A survey on sensor networks,” IEEE Commun. Mag., vol. 40, no. 8, pp.102–114.
- [15] Papoulis .A and Pillai .S.U (2002) , Probability, Random Variables and Stochastic Processes. New York: McGraw-Hill.
- [16] Ganesan .D , Govindan .R, Shenker .S, and Estrin.D (2001),“Highly resilient energy efficient multipath routing in wireless sensor networks ,”Mobile Computing. Communication vol. 5, no. 4, pp. 10–24.
- [17] Luby .M , Mitzenmacher. M , Shokrollah .A and Spielman .D.A (2001)“Efficient erasure correcting codes,” iee Trans. Inf. Theory, vol. 47,no. 2, pp. 569–584.
- [18] Hong .J.H ,Wu .C.H and Wu .C.W (2001) , “RSA crypto system based on the Chinese Remainder Theorem,” in Proc. ASP-DAC, Yokohama, Japan , pp. 391–395.
- [19] Rizzo.L (1997) “Effective erasure codes for reliable computer communication protocols,” Computing . vol. 27, no. 2, pp. 24–36.
- [20] Gittelsohn .A.M (1969) , “An occupancy problem,” Amer. Statistician, vol.23, no. 2, pp. 11–12.
- [21] Feller .W (1968), An Introduction to Probability Theory, 3rd ed.Wiley, vol. 1.
- [22] Stone .J (1963) , “Multiple-burst error correction with the Chinese Remainder Theorem,” J. Soc. Ind. Appl. Math., vol. 11, no. 1, pp. 74–81.
- [23] Robinson .R.M(1954),“Mersenne and fermat numbers,” Proc. Amer. Math. Soc., vol. 5, pp. 842–846.
- [24] [Online].Available: <http://www.isi.edu/nsnam/ns/index.html>.